

Enable Viacam Crack 2022 [New]


Download





File was found and ready to download!
UPDATED 14 HOURS AGO


Fastest Source: [usenet.nl](#)


Click the **download button** and select one of the found **cloud sources**.


6.4  2865 VIEWS

[Download](#)   SECURE SCANNED

You need to [log in](#) before you can post comments.

 Navigation

 Registration

 FAQ

Enable Viacam With Product Key Free Download [Latest] 2022

The application is a mouse replacement utility that helps you track your computer screen without touching the keyboard or mouse. It is a webcam mouse that is designed to fit to your head. This tool features: - no configuration required - calibration wizard - various actions: double click, drag, right click, middle click, left click and no click - hotkey configuration Easy control of your PC with your webcam. Features webcam mouse with a special interface. No Mouse with webcam mouse, No Mouse with webcam mouse (original). No Mouse with webcam mouse (original): The webcam mouse will replace the standard cursor control software of the computer. It is a mouse replacement that enables you to control your computer via webcam. The webcam mouse interface is composed of three components, namely main window, click window and task bar icon. The main window displays the image of the webcam, allowing you to configure and check all settings. The Click window enables you to choose one of the available mouse actions such as double click, drag, right click, middle click, left click or no click. Finally, the task bar icon allows you to restore or minimize the main window of the application so you won't get distracted from your daily work. The easy and simple set of features will allow you to gain the control of your computer without touching the keyboard or mouse. You don't need to configure anything in order to use Enable Viacam: Simply install the application on your PC, connect a standard webcam to your PC and adjust the webcam motion parameters with the wizard that will appear automatically. No calibration is required to use the webcam mouse! Features: - enable or disable the mouse motion according to your face movement - webcam mouse (original): webcam mouse that replaces the standard cursor control software of the computer. - webcam mouse: webcam mouse (original): the webcam mouse will replace the standard cursor control software of the computer. - main window: main window that displays the image of the webcam - Click window: Click window that enables you to choose one of the available mouse actions such as double click, drag, right click, middle click, left click or no click. - task bar icon: task bar icon that allows you to minimize or restore the main window of the application. - hotkey configuration: hotkey configuration that allows you to assign a keyboard shortcut to one of the available mouse actions. - no calibration required: no calibration is required to use the webcam mouse! - webcam motion:

Enable Viacam

KEYMACRO is a hardware keyboard macro utility for Windows that runs under system tray. It comes with an easy to use and fully customizable user interface. You can create your keyboard macro without learning a programming language. The software is designed for advanced users. BubbleStreaming - Winamp Plugin BubbleStreaming allows you to add streaming services such as Spotify, SoundCloud, Grooveshark, Pandora and dozens of others to Winamp. It's a perfect tool for music-lovers who have various streaming services. Use it to easily change the network streaming settings on your Windows PC. It provides more than 30 well-known music services such as Spotify, SoundCloud, Grooveshark, Pandora and a lot more. It's an easy to use tool that has a simple and stylish user interface. KEYMACRO Description: KEYMACRO is a hardware keyboard macro utility for Windows that runs under system tray. It comes with an easy to use and fully customizable user interface. You can create your keyboard macro without learning a programming language. The software is designed for advanced users. Post Download BestBubbleStreaming Windows App 7.1 No-code Video Editor for Windows 10 Windows 10 is an improved version of Windows 8 and Windows 8.1. Windows 10 runs on a variety of devices including desktops, laptops, tablets and phones. It's now possible to create no-code video editing apps for Windows 10. This video editing app allows you to share videos with your friends on Facebook and other social media sites. You can also create stunning no-code videos with a number of easy to use editing features such as trimming, merging and joining videos together. Do you want to save the date in Windows 8? If you are looking for a simple and easy way to save the date and share it with your friends then the

best way to go is by using NTP Clock Windows 8, a simple and easy to use app. There are two ways to run this app. First, you can create an account for your Windows 10 PC and set the date as you like. The second way is to create a shortcut and pin it to your Windows 8 start menu. The app works perfectly with any Windows 8 PC or tablet. There is also an option to create a shortcut for your start menu. This way, you can use the app as a clock app. ClipBooth 77a5ca646e

Enable Viacam Patch With Serial Key Free

A simple application that changes the desktop wallpaper depending on your Facebook activity and social life. The application allows you to connect the change to your RSS feed. It will automatically detect new messages from your favorite social network and switch the wallpaper automatically to show you who is posting to you the most. Currently supported social networks: Twitter, Facebook, Google+, LinkedIn, Reddit, YouTube, and Tumblr. A simple application that allows you to change your desktop wallpaper. Facebook Live Wallpaper allows you to switch the image based on your activity, as well as to add a message to it. Currently supported social networks: Twitter, Facebook, Google+, LinkedIn, Reddit, YouTube, and Tumblr. Main Features: - your Facebook Live Wallpaper will switch the wallpaper when you post to your friends - the image you select will be displayed in the desktop - an integrated Twitter feed will show you how many of your friends are viewing the new image - Facebook, Twitter and Tumblr sharing options - set your wallpaper image to "Live" - choose between 30 and 60 minutes delay between switches Twitter feed sharing options: - post directly to Twitter to update everyone that you are posting a new wallpaper - add a custom message to the Twitter post - choose between 30 and 60 minutes delay between switches Web browser options: - update your website using the image as the background - choose between 30 and 60 minutes delay between switches - choose your images from Added in version 1.3: - added Instagram sharing options - added Tumblr sharing options Posted:2012-09-13 Now you can easily set your Facebook background to be the desktop background. So, if you have a wallpaper that you love, use this application to set the Facebook Live Wallpaper to the desktop background. This live wallpaper changes with your Facebook activity. Why waste time and effort re-creating your Facebook profile again? Not only will you lose all of your data, but you can't have access to your profile until you set a new profile. With Facebook Profile Wizard, you can easily set your profile as the homepage to any web browser. Why waste time and effort re-creating your Facebook profile again? Not only will you lose all of your data, but you can't have access to your profile until you set a new profile. With Facebook Profile Wizard, you can easily set your profile as the homepage to any web browser.

What's New In Enable Viacam?

Viacam is a practical and reliable application designed as a mouse replacement utility that moves the cursor as you move your head via webcam. Live feedback and intuitive set of controls. Simple to use. Live, Free! The working environment is composed of three components namely Main window, Click window and Task bar icon. The main window of the application displays the image of the camera and provides access to all commands and configuration options. After you install the program, you are required to connect a standard webcam to your PC then configure it via the wizard that will appear automatically when you launch Enable Viacam. First of all, in order to make sure that the utility works properly, you need to configure the motion tracking area. The user's face must appear inside the blue rectangle to move the pointer. Choose actions and configure hotkeys The assisted calibration procedure will ask you to move your head left and right, up and down in order to configure the appropriate motion parameters. You can also notice that the red-lined square will move according to your head. When the calibration settings are configured, the next step allows you to disable or enable the mouse motion in order to test the pointer speed and adjust the parameters manually. The Click window that is displayed in the upper part of your screen allows you to choose one of the available mouse actions such as 'Double Click', 'Drag', 'Right Click', 'Middle Click', 'Left Click' or 'No Click'. It's also possible to assign hotkey commands to further enhance comfort. Finally, the Task bar icon allows you to restore or minimize the main window of the application so you won't get disturbed from your daily work. A few last words To wrap it up, Enable Viacam proves to be a practical solution that allows you to control your computer without using your hands. Simply connect the webcam to your PC, calibrate it to track your face motion and move the mouse pointer accordingly. Version 1.0 was released in Oct 2006 Version 1.1 was

released in May 2008 Version 1.3 was released in June 2011 Version 1.4 was released in March 2012 Version 1.4a was released in April 2012 The program has an update system and you will be able to check the program versions by yourself using the updater software. The newest version will appear automatically in the application list. You are now being redirected to the original site. Your Original Site You may be accessing an old version of the site. When you are finished, click the "Back" button to return to the previous page.
Contact us

System Requirements For Enable Viacam:

Minimum: Requires a 64-bit OS OS X 10.8 or later MacBook Pro 3,1,2, or later MacBook Air 1,1, or later Mac mini 1,1, or later Mac mini with Retina display 1,1, or later Mac Pro 4,1,5, or later Xeon Processor E5 2.5 GHz or faster Mac OS X 10.6 or later Mac OS X Server 10.6 or later Mac OS X

Related links:

https://www.realteqs.com/teqsplus/upload/files/2022/06/y8wJTsxXrbOCFGR3OsrV_06_0bcacace68004a9ed51de384a349443a_file.pdf
<https://virtualanalytics.ai/visualbee-for-microsoft-powerpoint-crack-download-latest-2022/>
<https://beautyprosnearme.com/wp-content/uploads/2022/06/tenyes.pdf>
<https://gruzovoz777.ru/2022/06/06/portable-htcrypt-crack-free-latest-2022/>
https://axisflare.com/upload/files/2022/06/3QujJtg6YIFeQV6H4rra_06_e8d43189797d3c05cb52f06f4b6ef719_file.pdf
<https://rnxtv.com/archives/10336>
<http://adomemorial.com/2022/06/06/pdf-toolkit-crack-patch-with-serial-key-2022-latest/>
https://emindbooks.com/upload/files/2022/06/cQVyNMY34Gro11619jtk_06_0bcacace68004a9ed51de384a349443a_file.pdf
https://stromata.co/wp-content/uploads/2022/06/AnyMP4_DVD_Copy-1.pdf
https://beta.pinoysg.net/upload/files/2022/06/ygShb5FVV5ya9xIJL2hx_06_fe0c0a2e29a96122e48c4e5a2823bba7_file.pdf